

## Technical Data Sheet

Product: RNR30C with 50mm Carborundum Insert



### Introduction

Floorsafe Australia's RNR30C aluminium stair nosing comes with a clear anodised finish and a hard-wearing 50mm fibreglass carborundum insert in order to provide anti-slip resistance particularly when wet. The RNR30C is intended to be rebated into the surface or finish flush with installed floor coverings

### Profile Information

- 10 um anodised aluminium - 3mm thickness
- Square edge turndown with a *6mm high stop end*
- 8mm diameter countersunk holes are provided at 280mm centres
- Outside dimensions: 30mm x 60mm
- Inside dimensions: 25mm x 57mm
- Available in 3620mm lengths or custom cut to required sizes

### Insert Information

- Solid heavy-duty fibreglass carborundum insert
- Standard Colours available - black, yellow, grey and white
- Custom colours available for an extra charge
- Tough waterproof double-sided tape supplied to install Insert
- For an additional charge a luminous glow-in-the-dark or serrated aluminium insert can be provided

### Compliance

Floorsafe Australia's RCFC profile meets the following requirements:

AS4586:2013 - Slip resistance classification of new pedestrian surface materials

HB 198:2014 - Guide to the specification and testing of slip resistance of pedestrian surfaces

NCC - Volume 1 clause D2.13 section (v) part (B)

NCC- Volume 2 clause 3.9.1.4 section (a) part (ii)

*Only the Grey and Black Inserts meet the requirements of AS1428.1:2021 Figure 27(c)*

Floorsafe Australia's carborundum inserts have been tested in accordance with AS4586:2013 Appendix A

### Slip Resistance

Floorsafe Australia's carborundum inserts have a mean wet slip resistance value (SRV) of 71 and a slip resistance classification of P5

[TEST REPORT AVAILABLE ONLINE OR BY REQUEST](#)

### Luminance Contrast




As part of the NCC volume 1 stair nosing's are required to have a 30% luminance contrast between the surface and the stair nosing insert. The light reflectance value (LRV) of Floorsafe Australia's fibreglass carborundum inserts have been tested in accordance with AS1428.1-2009 Appendix B and the results are as follows:

Insert Colour	Dry Conditions	Wet Conditions
Yellow	41.49	38.30
Black	5.2	3.02
Grey	20.43	19.92
White	65.51	56.34

[TEST REPORT AVAILABLE ONLINE OR BY REQUEST](#)

## Insert Guide

Product: 50mm Inserts

	SKU	Insert	Colours	Slip Rating	Information
	RNR30	50mm Rubber insert	Black, Yellow or Grey	P5	<ul style="list-style-type: none"> <li>- Flexible 50mm serrated PVC nitrile insert</li> <li>- Recommended for internal use</li> <li>- Only black and grey inserts comply with AS1428.1 figure 27(c)</li> </ul>
	RNR30C	50mm Solid Carborundum Insert	Black, Yellow, Grey or White	P5	<ul style="list-style-type: none"> <li>- Solid 50mm carborundum anti-slip insert</li> <li>- Recommended for external use</li> <li>- Only black and grey inserts comply with AS1428.1 figure 27(c)</li> </ul>
	FL30	50mm Serrated Aluminium Insert	Silver or Black	P5	<ul style="list-style-type: none"> <li>- Solid serrated aluminium insert</li> <li>- Suitable for internal and external use</li> <li>- Only Black insert complies with AS1428.1 figure 27(c)</li> </ul>

## AS1428.1 2021 – Figure 27(c)

Inlaid colour strip/insert of 50mm – 75mm width provides 30% luminance contrast to the tread and exposed turndown.

Where the exposed turndown is greater than 10mm, the inlaid strip/insert must provide a minimum 30% luminance contrast to the colour of the vertical turndown for visual detection.

### Turndown Contrast in Wet Conditions

- Please note this is the luminance contrast between the 30mm turn down of the aluminium stair nosing and the insert
- The luminance contrast between the insert and the surface it's being installed onto needs to be worked out separately

Nosing Profile	Turndown LRV	Insert LRV	Luminance Contrast
RNR30 with Black Carb Insert	54.51	3.02	77.99% <b>PASS</b>
RNR30 with Grey Carb Insert	54.51	19.92	43.49% <b>PASS</b>
RNR30 with Yellow Carb Insert	54.51	38.3	17.2% <b>FAIL</b>
RNR30 with White Carb Insert	54.51	56.34	1.68% <b>FAIL</b>

### Turndown Contrast in Dry Conditions

- Please note this is the luminance contrast between the 30mm turn down of the aluminium stair nosing and the insert
- The luminance contrast between the insert and the surface it's being installed onto needs to be worked out separately

Nosing Profile	Turndown LRV	Insert LRV	Luminance Contrast
RNR30 with Black Carb Insert	54.68	5.2	72.87% <b>PASS</b>
RNR30 with Grey Carb Insert	54.68	20.43	42.77% <b>PASS</b>
RNR30 with Yellow Carb Insert	54.68	41.49	13.61% <b>FAIL</b>
RNR30 with White Carb Insert	54.68	64.51	8.52% <b>FAIL</b>

[ALUMINIUM TEST REPORT AVAILABLE ON REQUEST](#)



# Installation and Maintenance Guide

Product: Stair Nosing

## Installation Guide

Floorsafe Australia recommends where possible stair nosings should be glued and screw fixed onto the substrate. Once the aluminium is installed make sure aluminium channel is clean from any dust, debris, or residue. If aluminium needs to be cleaned make sure the area is completely dry before you begin the installation of the insert.

Once clean/dry, remove the brown paper backing from the double-sided tape. Place the insert into the nosing and press it into place. Once in place apply pressure to ensure adequate adhesion.

## Cleaning

Whilst Floorsafe Australia's products are resilient to dirt and contaminations they may, over time, become dirty depending on circumstances. After initial installation, if adhesive has been used, Floorsafe recommends avoiding cleaning for at least 24hrs or until the adhesive has fully set. Please refer to the adhesive manufacturer's recommendations.

Dry dirt and debris can easily be removed using a stiff-bristled brush and should be carried out on a regular basis. If the product has been subjected to spillages or the dirt has become embedded, neutral detergents can be used. Floorsafe Australia advises testing any cleaning products on the product before starting the cleaning process. This can be done in a discreet area of the installation.

Using the detergent, warm water, and a suitable brush; scrub the affected areas until clean. The excess water can be removed using a wet/dry vacuum cleaner. Where circumstances allow, the product can be hosed down without causing harm. However, care should be taken when the product has been stuck down and/or edge sealed as very high-pressure power washing or repeated washing could cause damage to sealants and adhesives.

***Please note: Steam or high-pressure cleaners SHOULD NOT be used. Do not use high-speed maintenance machinery or aggressive methods of cleaning. Never allow chemicals to sit on flooring surfaces for prolonged periods of time***

## Maintenance

The security of the fixings/adhesives should be checked on a regular basis. Circumstances will vary, based upon the volume of foot traffic, etc. but, as a guide, monthly inspections would be advisable in high traffic areas.

## Legal Disclaimer

By accepting this Disclaimer, the Buyer acknowledges they have read, understood and agreed to all of the terms, conditions and obligations herein and in any Associated Document(s) applicable to the Buyer and agree to be bound by them. For the avoidance of doubt, a capitalised word is taken to be defined as per the Terms & Conditions unless otherwise defined.

### 1. Disclaimer – Specific Circumstances

1.1 The Buyer, and any associated party of the Buyer, irrevocably acknowledges and accepts that the Supplier will not be liable in any way for any Loss suffered as a result of any of the circumstances listed in this clause 1.1, and hereby irrevocably releases the Supplier from any and all liability associated with any Loss suffered as a result of any of the circumstances listed in this clause 1.1:

1.1.1 if any of the Goods associated with the Goods and Services is specified/recommended to You for purchase by a draftsman, planner, architect or builder (or any other professional representative who has advised You separately and with whom You have a separate engagement with, excluding Us), We do not accept responsibility for any Loss and any responsibility whatsoever if once installed, it is found the Goods are not suitable and/or fit for purpose (this is not limited to circumstances where the Goods cause floor surfaces to become slippery when wet, fail to meet luminance contrast requirements or are otherwise inconsistent with the National Construction Code ('NCC') or Australian/New Zealand Standard ('ANZS'));

1.1.2 if We recommend to You a particular Good(s) which we consider is appropriate, safe and fit for purpose in the circumstances, and You otherwise choose to Purchase a different/alternative Good(s) (such as in circumstances where Your chosen Good(s) may be cheaper or for any or no other reason), We accept no liability for any Loss if resultantly Your chosen Good(s) are unsuitable, not fit for purpose or otherwise result in Loss;

1.1.3 in relation to compliance and inspection, if We offer You a Good(s) which has been discerned by Us as compliant, safe and fit for purpose, and You otherwise choose to Purchase a different/alternative Good(s) for any or no reasons, We accept no liability for any Loss associated with Your chosen Good(s) failing to pass an inspection test associated with the NCC or ANZS;

1.1.4 If We, or You, install any Good(s) on any surface(s) (such as a floor surface, ramp or staircase) ('Surface'), and that Surface is subsequently found not to be compliant with the NCC or ANZS, We accept no liability for any Loss associated with that Surface and otherwise proceed on the basis that You represent and assure Us that all Surfaces used in association with Our Goods and Services meet the NCC and ANZS;

1.1.5 if You install any of Our Goods on the an unsuitable Surface (Surfaces which are not suitable for Our Goods which include, but are not limited to, rough Surfaces, exposed aggregated Surfaces or brushed concrete Surfaces) or a Surface which is not compliant with the NCC or ANZS, We accept no liability for any Loss associated with such installation;

1.1.6 if You select a Good(s) which need to be rebated in, and fail to rebate the Good(s) Yourself resulting in a fall or trip hazard, We accept no liability associated with any related Loss;

1.1.7 it is Your responsibility to read and understand, or if you do not understand to seek Our assistance in interpreting, the results of any slip test reports and luminance contrast reports ('Reports') provided by Us to You produced by an authorised testing facility, which otherwise relate to any Good(s) You seek to purchase from Us or any Surface(s) You wish to install those Good(s) (We accept no liability associated with any Loss due to Your failure to read, understand or seek our assistance in interpreting any Report(s));

1.1.8 in all circumstances, if You choose to use any Good(s) in a way which is inconsistent with what a reasonable person would consider to be the intended use of that Good(s) or as otherwise

prescribed in a Product Information Sheet(s)/Leaflet(s) (which may include, but is not limited to using floor tactical in areas with high motor vehicle traffic, or using stair nosing's as threshold ramps), We accept no liability for Loss caused as a result of these circumstances.

1.2 We otherwise warrant that the Goods associated with Our Goods and Services are safe and where stated accord with the NCC and ANZS, provided they are used and managed appropriately and not used or managed in any of the circumstances listed in clause 1.1.

### 2. Limitation of Liability and Indemnity

2.1 If You are not a 'Consumer' (as defined in the Australian Consumer Law), We shall not be liable in any circumstances:

2.1.1 for any damage to any property of whatsoever kind situated in, or on adjacent to, any premises resulting from Goods and Services Delivered or performed in accordance with this Disclaimer and/or the Terms & Conditions (as the context allows);

2.1.2 for any defects in the Goods and Services unless You provide Us written notice within seven (7) days of the date of Pick-up or Delivery specifying the defect, notice of which shall be a condition precedent to any right to recovery by You;

2.1.3 for any Loss arising from delay;

2.1.4 for any consequential loss; and

2.1.5 for any loss arising from the Goods being handled by a third-party post Pick-up or Delivery.

2.2 To the maximum extent permitted by law, You hereby indemnify and forever hold Us harmless from all Loss caused or contributed to by any negligent and/or wilful act or omission or any breach of this Disclaimer by You, or by Us arising from the Goods and Services in accordance with this Disclaimer.

### 3. Australian Consumer Law Guarantees – Limitation of Liability

3.1 Our Goods and Services come with guarantees that cannot be excluded under the Australian Consumer Law. For major failures with any services, including Delivery, You are entitled:

3.1.1 to cancel Your service contract with Us;

3.1.2 to a refund for the unexecuted portion, or to compensation for its reduce value.

3.2 You are also entitled to choose a refund or replacement for major failures with Goods. If a failure with the Goods and Services does not amount to a major failure, You are entitled to have the failure rectified in a reasonable time. If this is not done, You are entitled to a refund for the Goods and to cancel the contract for service and obtain a refund of any unused portion. You are also entitled to be compensated for any other reasonably foreseeable loss or damage from a failure in the Goods and Service.

### 4. Severance

If any part of this Disclaimer is, or becomes void or unenforceable, that part is or will be severed from this Disclaimer, with both Parties agreeing that all parts that are not, or do not become, void or unenforceable remain in full force and effect and are unaffected by that severance.

### 5. No Implied Terms

To the maximum extent permitted by law (which includes Australian Consumer Law), all terms, conditions or warranties that would be implied into this Disclaimer or in connection with the supply of the Goods and Services by law, statute, custom or international convention (including those relating to quality or fitness for purpose) are excluded.

### 6. Governing Law

This Disclaimer will be governed by, and interpreted in accordance with, the laws for the time being in force in South Australia. The Parties submit to the exclusive jurisdiction of the Courts of South Australia and the Federal Court of Australia (Adelaide Registry).

### 7. Adverse Interpretation

This Disclaimer is not to be interpreted against the interests of the Supplier merely because the Supplier proposed this Disclaimer or some provision in it or because the Supplier relies on a provision of this Disclaimer to protect itself